



QUALITY... PLAIN & SIMPLE®

LS1 Throttle Cable Bracket

Part # TCB-40LS1, TCB-40LS13

LS1 Throttle Cable and Cruise Control Bracket

Part # TCB-40LS12, TCB-40LS14

General Installation Notes:

Please read instructions completely before beginning installation. If you have any questions please call.

NOTE: These Brackets are designed to be used with Lokar Throttle and Cruise Control Cables.

LS1 Throttle Cable Bracket Installation

Step 1: Install the Lokar Billet Aluminum Throttle Cable Bracket to the mounting boss on the side of the intake manifold. Be sure the cable mounting stud is below the two mounting bolts. **Photo 1**

Step 2: Remove the two aluminum adjuster nuts from the Lokar adjuster fitting on the Lokar Throttle Cable. Replace the two 9/16" nuts with the one 1/2" nut that is supplied with the LS1 Throttle Cable Bracket. This adjuster nut is smaller and will be easier to tighten against the stud. Install the throttle cable fitting into the stud with the nut against the flat. Thread the adjuster fitting into the stud until there is approximately 1/4" of thread protruding through the stud. Jam the adjuster nut against the stud. Repeat this process for the cruise control cable. **Photo 2**

Install the Lokar Throttle Cable and Cruise Control Cables pursuant to the instructions included with Lokar's cables.

LS1 Throttle Cable Bracket

Part # TCB-40LS1, TCB-40LS13

LS1 Throttle Cable and Cruise Control Bracket

Part # TCB-40LS12, TCB-40LS14

Building American Quality... With A Lifetime Warranty!®

10924 Murdock Dr. • Knoxville, TN 37932

TOLL FREE 1-877-469-7440 • (865) 966-2269 • FAX (865) 671-1999 • tech@lokar.com • www.lokar.com

Installation Instructions

IMPORTANT: The large throttle body cams have a slightly different angle compared to the small throttle body cams. For smooth operation, be sure that you have purchased the LS1 Bracket that is correct for your application.






Photo 1



1998 / 1999 GM Throttle Body - Small throttle cam assembly is approximately 3" from top to bottom. Use TCB-40LS1 or TCB-40LS12



Photo 2



2000 / 2002 GM Throttle Body or 2004 GTO Throttle Body - Large throttle cam assembly is approximately 3 1/2" from top to bottom. Use TCB-40LS13, or TCB-40LS14